













## Overview of Screen icons

	Product level inside the ingredient packs, shown if this function is enabled (here 100% filled).
	The ingredient packs are empty (or not present/correctly placed).
	The machine is heating up. This icon disappears when the operational temperature has been reached.
	The dispenser must be cleaned. If this is not done in time, the drink selections will be greyed-out and blocked.
	The water filter must be replaced.
	The dispenser must be descaled.
	Drink delivery is blocked. This icon will appear in combination with an error code or other icon indicating the reason for blockage.
	Temperature inside the cooling compartment.
	Screen language selection.
	Drink nutritional information.